

# Western Australia

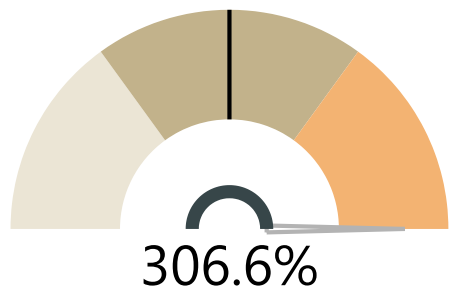
Total this quarter:

**\$2.1bn**

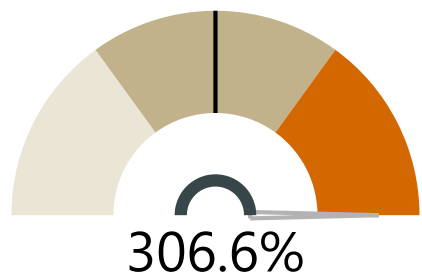
Total this year:

**\$2.1bn**

% Change 2020 - 2021

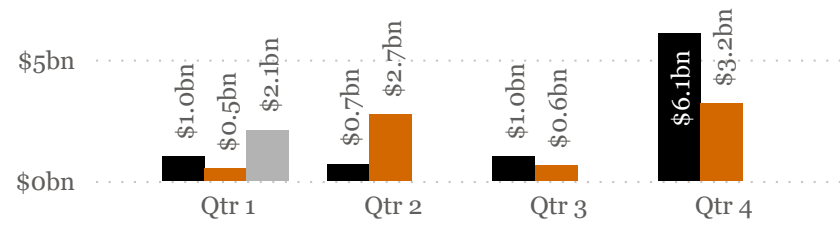


% change this quarter  
2020-2021



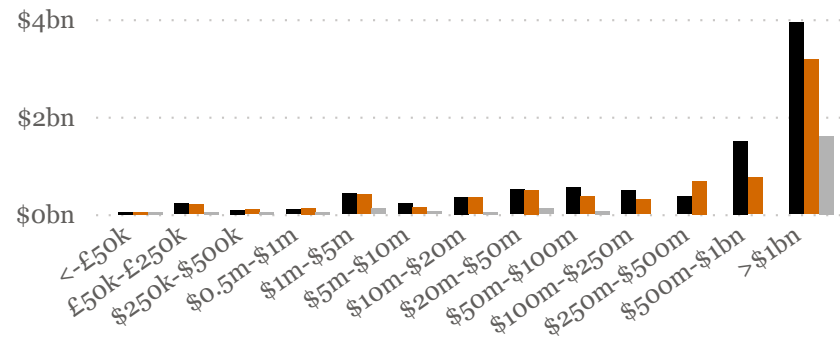
Contract Value by Quarter and Year

Year ● 2019 ● 2020 ● 2021



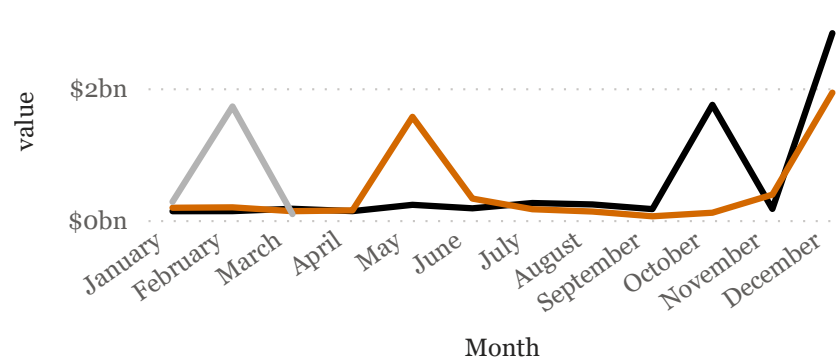
Value by Contract Size Group

Year ● 2019 ● 2020 ● 2021



Value by Month under \$100m

Year ● 2019 ● 2020 ● 2021



## Top Ten Government Agency Buyers



## Top Ten Contractors



## Top Services

