

South Australia

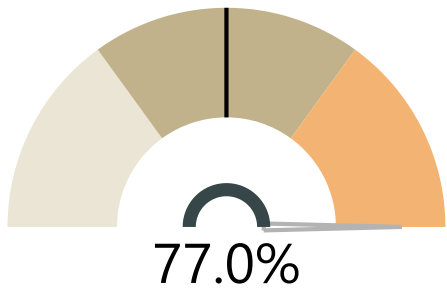
Total this quarter:

\$1.8bn

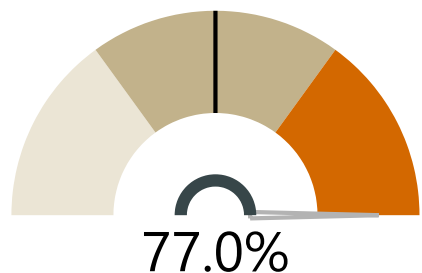
Total this year:

\$1.8bn

% Change 2020 - 2021

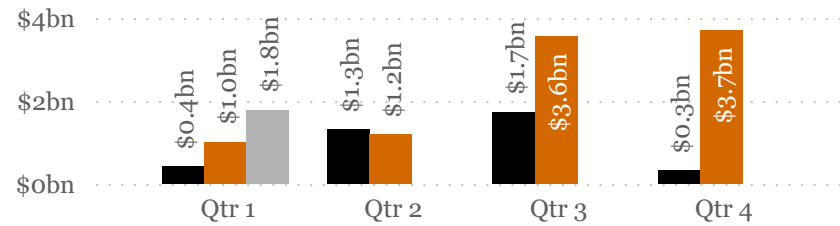


% change this quarter
2020-2021



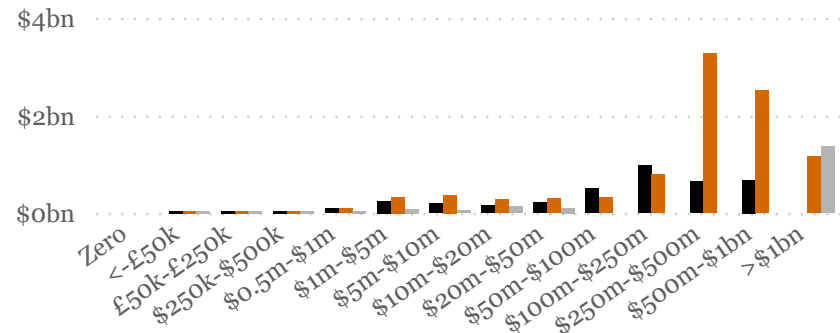
Contract Value by Quarter and Year

Year ● 2019 ● 2020 ● 2021



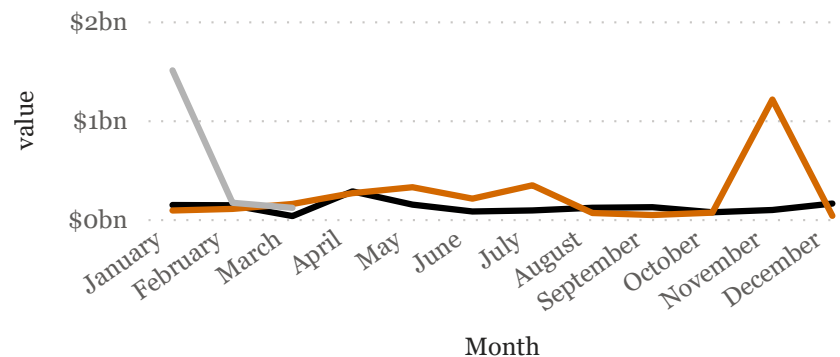
Value by Contract Size Group

Year ● 2019 ● 2020 ● 2021



Value by Month under \$100m

Year ● 2019 ● 2020 ● 2021



Top Ten Government Agency Buyers



Top Ten Contractors



Top Services

